



Waste Charges and Services

Effective 1 July 2025

(prices subject to change)

Acceptance Criteria

Free materials

Cans

Aluminum and steel cans accepted at Eastern Creek.

E-waste

E-waste (limited to TVs, computers and computer peripherals) are accepted from residents and small businesses at Eastern Creek and Spring Farm. A limit of 15 items per transaction applies.

Paper and cardboard

Clean newspapers, writing papers, books (hard and soft cover) and cardboard boxes accepted at Eastern Creek and Spring Farm.

Sump oil

Accepted in household quantities at Eastern Creek and Spring Farm.

Vehicle batteries

Accepted at Eastern Creek and Spring Farm.

You can minimise your waste disposal costs by separating those materials that can be disposed free of charge from chargeable wastes.

Please note acceptance conditions apply at some centres.

Chargeable materials

Asbestos

Small quantities of asbestos that can be hand unloaded are accepted at Wetherill Park 8am - 3:30pm Monday to Saturday. Asbestos is charged at \$639.60 per tonne and minimum charge of \$181.50 applies. Please contact our Customer Service Centre on 1300 651 116 for acceptance criteria and further information.

Dry material

Mixed quantities of general waste including household junk, furniture, mixed paper, plastic, glass, metal, timber, office partitioning and other dry material. Loads must not contain asbestos, food, plant matter or liquids. Loads containing garden organics and/or food waste will be charged as putrescible material.

Excluded wastes

Any material that does not meet our conditions of acceptance will be excluded. This includes radioactive, clinical and biosecurity wastes and goods labelled as dangerous. This information can be taken as an indication of acceptance criteria. However, acceptance conditions may vary due to changes in licence and operating conditions. Please contact Customer Service on 1300 651 116 for the latest information.

Expanded plastics

Expanded plastics such as styrofoam and polystyrene are accepted. When load has > 25% by volume refer tonnage rate. Minimum charges apply. Not accepted at Eastern Creek, Clyde or Banksmeadow.

Fire extinguishers and gas cylinders

LPG and fire extinguishers up to 9kg each are accepted at Eastern Creek and Spring Farm at a charge of \$3.27 per 1kg of total container capacity. A limit of 2 cylinders per day applies. LPG car cylinders are not accepted.

Glass bottles and jars

Glass bottles and jars are accepted and charged as dry waste.

Garden organics

Small tree branches, grass clippings, prunings and weeds are accepted for mulching and composting if pre-sorted from mixed waste and excessive amounts of soil. Tree branches must be less than 1 metre in length and 15 centimetres in diameter.

Loads containing materials such as untreated timber, palm trees, bamboo, bricks, metal or general rubbish will be charged as general mixed waste material.

Timber

Clean recyclable timber is accepted at Greenacre or Port Botany. Minimum charge applies. Loads containing materials such as untreated timber, general rubbish will be charged as general mixed waste.

Tree trunks and large branches

Stumps and branches under 15 centimetres in diameter and 3 meters in length are accepted at Eastern Creek. Material exceeding these dimensions is accepted for disposal as mixed waste.

Mattresses

Mattresses are charged at \$92.00 each. An ensemble is charged as two mattresses. Limit of one ensemble or two individual mattresses per visit. Please call Customer Service on 1300 651 116 for disposal of larger quantities.

Paint (household quantities)

Accepted at Eastern Creek and Spring Farm. Charges apply to container size, not the amount of paint in the container. Paint is charged at \$6.75 per litre of container capacity.

Water or oil based paint only. No thinners, solvents or paint related products. Water based paints and oil based paints must be kept separate. Phone 1300 651 116 for more information. Label all paint containers. Other wastes are not accepted in the paint disposal area.

Security waste (eg expired food stock) and special waste (eg dusty waste and bulky loads)

For acceptance criteria and further information please phone our Resource Recovery Hotline 02 9841 2510.

Putrescible material (eg mixed waste containing food)

Mixed quantities of general waste that may include food and garden organics.

welcome to our resource recovery centres

At Veolia, we make it easy for our customers to put their waste to good use. We find smart and reliable solutions to collect, recover and recycle waste into valuable resources.

Our centres provide recycling, resource recovery, solid waste processing and disposal services to council, commercial and industrial customers, as well as small businesses and households.

For more information please visit veolia.com/anz/

Safety

Safety instructions are for the protection of everybody and must be followed at all times. Whilst on site we ask that you:



Adhere to speed limits



Enclosed footwear must be worn



No smoking at any time



Keep children and pets inside vehicles



Place your waste in marked areas



Take care unloading


- Truck drivers must ensure that their vehicles are on level ground before tipping
- In case of rollover, it is recommend that truck drivers have their seatbelts on during the tipping process
- Before leaving the tipping area, the rear doors of vehicles must be closed and hoists lowered
- No tip-over axle trailers are permitted on landfill sites

Hand or manual unloading of waste (fenced side of pit)

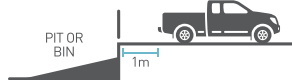
Hand unload customers are accepted at Eastern Creek, Port Botany and Spring Farm.

Deep pits/bins may present a fall hazard. Please read these instructions carefully before using the facility.


Follow instructions from staff




Park 1 metre from fence and unload



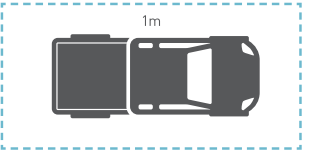
DO NOT climb or stand on vehicles




DO NOT climb or stand on barriers or guard rails



Stay within 1 metre of your vehicle



Look out for other vehicles



Follow instructions from staff

Park 1 metre from fence and unload

DO NOT climb or stand on vehicles

DO NOT climb or stand on barriers or guard rails

Stay within 1 metre of your vehicle

Look out for other vehicles

Our pricing policy

- Please declare all wastes and recyclable materials upon arrival at the weighbridge
- All vehicles are weighed in and out to calculate the net weight disposed. Weight is rounded to the nearest 20kg
- Prices are set according to the waste type. Most wastes are charged by weight. However, certain items are charged by quantity. Please refer to the pricing table and acceptance criteria for further information
- A minimum charge applies to all chargeable waste loads
- When the minimum charge has been exceeded, a tonnage rate applies for chargeable waste. Tonnage rates for the same waste type vary according to load weight
- Higher charges apply to bulky, special and difficult to handle wastes

- The Goods and Services Tax (GST), and if applicable the Section 88 Waste Levy are included in waste charges
- Veolia reserves the right to alter prices at any time

Payment arrangements

EFTPOS and credit cards (Visa and Mastercard only) are accepted. **Cash and Cheques are not accepted.**

Customers may be eligible to open an account. For further information, **contact nsw.resourcerecovery@veolia.com.**

Waste Charges and Services

Charges applicable from 1 July 2025

Please refer to the acceptance criteria page or visit veolia.com/anz/ for more details as conditions may apply at some centres. All disposal charges include 10% GST, and if applicable the Section 88 Waste Levy of \$174.20 per tonne.

Resource Recovery Centres

Transfer Terminal

Waste Type (Dollars per tonne)	Eastern Creek	Greenacre	Port Botany		Spring Farm	Wetherill Park	Banksmeadow	Clyde
Mixed Putrescible material	\$589.50	✘	✘		\$588.50	\$597.50	\$551.50	\$515.50
Dry material	\$567.50	\$563.50	\$564.00		\$573.50	\$576.00	+	+
Garden Organics	\$337.50	\$236.50	\$236.50		\$337.50	+	+	+
- Tree trunks and roots	\$337.50	+	+		+	+	+	+
- Timber Recyclable	+	\$242.50	\$242.50		+	+	+	+
Carpet (when load has >25% by volume)	+	\$568.50	\$568.50		+	+	✘	✘
Expanded plastics (eg polystyrene) when load has >25% by volume)	✘	\$2,184.50	\$2,184.50		\$2,200.00	\$2,200.00	✘	✘
Minimum charges								
Putrescible and dry material	\$104.00	\$112.00	\$115.00		\$104.00	\$109.00	\$551.50	\$515.50
Garden organics	\$77.00	\$78.00	\$78.00		\$77.00	+	+	+

+ Wet/dry material charges apply

✘ Not accepted

^ Putrescible & dry waste services at Eastern Creek are limited to hand-unloaded small vehicles (<4.5 tonnes gross mass limit)



The NSW EPA provides free drop off centres for old or left over paints and household chemicals.

For further information contact the
Environment Line on 131 555

Contact us

For more information on our services please
call our Customer Service Centre on 1300 651 116 or email nsw.resourcerecovery@veolia.com

Our Locations

Banksmeadow* 14 Beauchamp Road, Banksmeadow
Open 24 hours Monday – Sunday

Clyde* 320 Parramatta Road, Clyde
Open 24 hours Monday – Sunday

Greenacre 75 Anzac Street, Greenacre

Open 24 hours a day from
8:30pm Sunday – 4pm Saturday

Acceptance of demolition waste - Monday to Friday
5am - 5pm

Eastern Creek Wallgrove Road, Eastern Creek

Monday to Friday 7am - 4pm
Saturday & Sunday 8am - 4pm

Port Botany 3 Military Road, Matraville

Monday to Friday 3am – 6pm
Monday to Friday Hand Unloading 3am – 7am
and 3pm – 6pm

Spring Farm 20 Barrow Road, Spring Farm

Monday to Friday 6am - 4pm
Saturday 8am - 4pm
Sunday 8am - 12pm

Wetherill Park 20 Davis Road, Wetherill Park

Open 24hrs a day from 10pm Sunday - 4pm Saturday
Closed Sunday

*Site restricted to commercial customers only.



Please note

Restricted opening hours may apply on Public Holidays, Good Friday and Christmas Day.
Opening hours may be subject to review.